

Integris® Light (P005196)

TECHNICAL DATA SHEET

Purpose

The Integris® Light is available as a 36" (91 cm) (P005196A36) or 48" (122 cm) (P005196A48) fluorescent fixture. The lamps can be controlled by one of these:

- a four position pull-chain switch (120 V only)
- a remotely located mains power facility switch
- an optional low-voltage switch in the bed pillow speaker.

The Integris® Light supplies the patient with a light to read by and indirect light for room illumination as well as a light that will flip over for procedural tasks. The light also optionally provides the patient with a safety feature of controlled power shut-off to an electric bed to prevent IV rod or traction equipment hazards to the light.

Standards

As manufactured, the Integris® Light (P005196) is cULus listed to UL60601_1: *Medical Electrical Equipment, Part 1: General Requirements for Safety*, and IEC60601-2-41: *Medical Electrical Equipment, Part 2-41: Particular Requirements for the Safety of Surgical Luminaries and Luminaries for Diagnosis*, and is compliant to these codes and standards:

For USA installations:

- National Fire Protection Association®¹
NFPA 99: *Standard For Health Care Facilities*
- NFPA 70: *National Electrical Code*® (NEC®)
- UL 60601-1 "Medical Electrical Equipment"
- Part-18 in Title-47 of the *US Code of Federal Regulations* (47CFR-18)
- California seismic requirements of the State of California Office of Statewide Health, Planning and Development (OSHPD) 2007 Building Code

For Canadian installations:

- Canadian Standards Association (CSA®)²
Parts - 1 and 2 of the *Canadian Electrical Code* (CSA-22.1 and CAN/CSA-C22.2) and CSA-C22.2 No. 601.1

General Description and Responsibilities

- The Integris® Light is a one-piece fixture with three lamps; two lamps for indirect illumination and one lamp to read by. A pull-chain (120 V only), wall or headwall switch, or a low-voltage controller switch mounted in the bed pillow speaker controls the lights.
- The light has die cast end caps and an eyebrow handle extension to control the opening and closing of the light fixture.
- The Integris® Light (P005196) is cULus listed to UL60601-1 (PIDF for the USA and PIDF7 for Canada) under UL File No: E182095.
- The Integris® Light is a prefabricated and factory-wired fluorescent light fixture that is mounted to the wall of a general care area.
- The installation contractor is to install the light fixture and connect facility service wiring in accordance with Hill-Rom's *Integris® Light (P005196) to Wall Box Installation Instructions* (151224) and all national, local, and state or provincial building codes, and electrical codes.

Manufacturer Qualifications

- Shipment is the responsibility of Hill-Rom.
- The Integris® Light is shipped in a corrugated carton and is skid-wrapped.
- The light configuration options are established at the time the order is accepted.

Design Requirements

- The valence is a marine grade aluminum with an extruded body and front face. It is a one-piece fabricated construction.
- The Integris® Light is a prefabricated wall-mounted factory wired light, with an encasement that swings open and closed, and is kept in position with countersunk fasteners.
- The baseplate is a 16-gauge CRS plate with six mounting holes and one wireway hole.

1. National Fire Protection Association®, National Electrical Code®, and NEC® are registered trademarks of National Fire Protection Association, Inc.

2. CSA® is a registered trademark of Canadian Standards Association, Inc.

Integris® Light (P005196)

TECHNICAL DATA SHEET

- The encasement, valence, and post assembly is finished in a warm white polyester powder coat finish and is processed through a 5-step pre-treated process.
- The lens is UV stabilized, high impact resistant, clear P12 acrylic plastic with a smooth external and a prismatic internal area. The normal thickness of the lens is 0.125" (13.17 mm). The lens is attached to the fixture in body channels.
- The ballast is Class P, instant or rapid start, sound rated A, high power factor in the specified voltage. All ballast are 47CFR-18 compliant.

Installation and Maintenance

- The Integris® Light is designed to be mounted on the headwall of the patient, 69" (175 cm) above the finished floor to the center of the fixture back plate and in accordance with Hill-Rom's *Integris® Light (P005196) to Wall Box Installation Instructions* (151224).
- Two fastening devices are necessary for each stud.
- Supply connections are to be made to one circuit.

Lamp Requirements

- The Integris® Light requires three Type F28T8 36" (92 cm) or F32T8 48" (122 cm) 28 watt instant or rapid start lamps for a fully featured light.
- The lamps are not supplied with the light.

Service

A list of service parts for the Integris® Light is available in Hill-Rom's *Wall Mounted Luminaries Service Manual* (152725).

Performance Requirements

The values listed in this section are in footcandles as measured on the bed surface with the light mounted at 72" (182.88 cm) above finished floor (AFF).

- **READ LIGHT ONLY**
30" (76 cm) AFF
Foot: 10 Seat: 26 Head: 32
47" (119 cm) AFF head @ 45°
Foot: 9 Seat: 30 Head: 52
- **READ PLUS INDIRECT LIGHTS**
30" (76 cm) AFF
Foot: 19 Seat: 36 Head: 42
47" (119 cm) AFF
Foot: 18 Seat: 44 Head: 65
- **INDIRECT LIGHT ONLY**
30" (76 cm) AFF
Foot: 7 Seat: 11 Head: 10
47" (119 cm) AFF
Foot: 7 Seat: 14 Head: 13

Submittals

- The light will not be assembled until all approvals are received.
- Hill-Rom will supply physical samples only if specifically asked and the cost to do so is negotiated.

Warranty

Hill-Rom warrants all materials and workmanship to be of the quality, quantity, and character specified or shown. Defects because of the use of incorrect workmanship or material, found or made known to Hill-Rom within one (1) year of delivery, will be made good by Hill-Rom at no added expense to the owner.

Components for each Light

- One Model P005196A36 or P005196A48 Integris® Light.

Order Data

Order part number P005196A36 for the 36" (91 cm) or P005196A48 for the 48" (122 cm) Integris® Light.

Electrical System

- 18 AWG wire is the minimum wire dimension used in the Integris® Light circuitry.
- The "bed use only" safety circuit is 12 AWG wire.

Integriss® Light (P005196)

TECHNICAL DATA SHEET

Dimensions

Table 1. Dimensions

Feature	Dimension
Length	P005196A36—38" (97 cm)
	P005196A48—50" (127 cm)
Width	5" (13 cm)
Depth	9" (23 cm)
Weight	P005196A36—21 lb (10 Kg) with lamps 20 lb (9 Kg) without lamps
	P005196A48—28 lb (13 Kg) with lamps 26 lb (12 Kg) without lamps

Electric Power Connection Options

The electric power connection wiring diagram options for the Integriss® Light are as follows:

- Option 1—120 V AC, a pull-chain switch controls the ambient and reading light (see figure 1 on page 4)
- Option 2—120 or 277 V AC, a low-voltage pillow speaker switch controls the ambient and reading light (see figure 2 on page 4)
- Option 3—120 or 277 V AC, a wall switch controls the ambient light and a low-voltage pillow speaker controls the reading light (see figure 3 on page 5)
- Option 4—120 V AC, a wall switch controls the ambient light and a pull-chain switch controls the reading light (see figure 4 on page 5)
- Option 5—120 or 277 V AC, a wall switch controls the ambient light and a pull-chain switch controls the reading light (see figure 5 on page 6)

NOTE:

The Integriss® Light pull-chain option is only available with the 120 V configuration.

Integris® Light (P005196)

TECHNICAL DATA SHEET

Figure 1. Integris® Light Electric Power Connection Wiring Diagram—Option 1

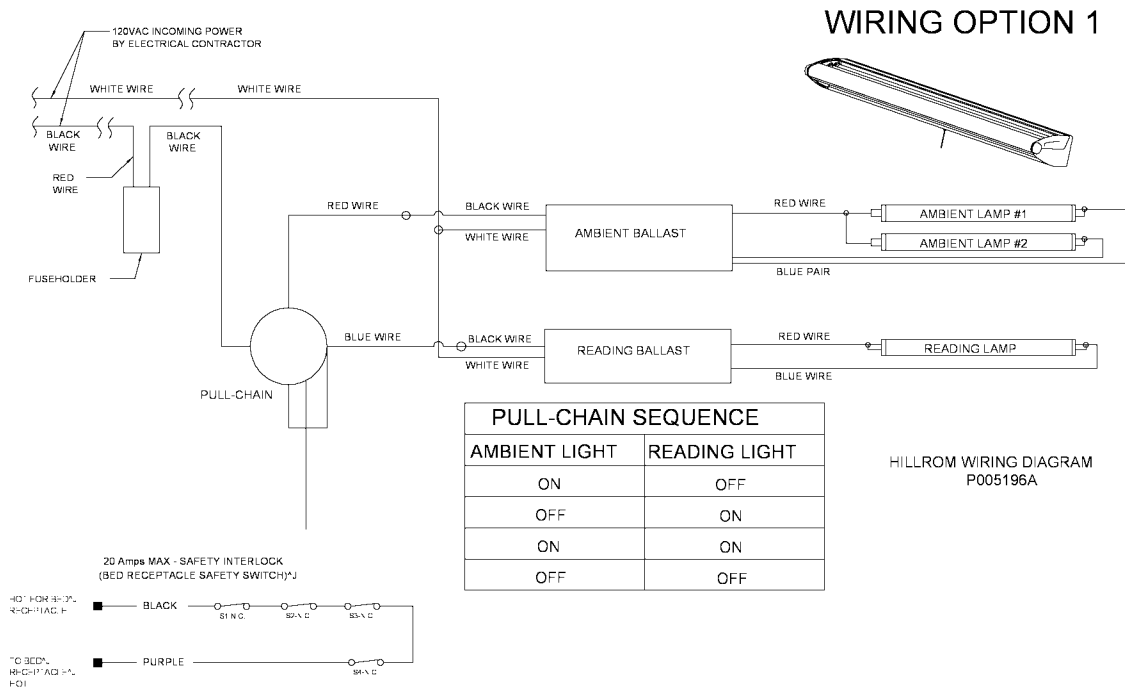
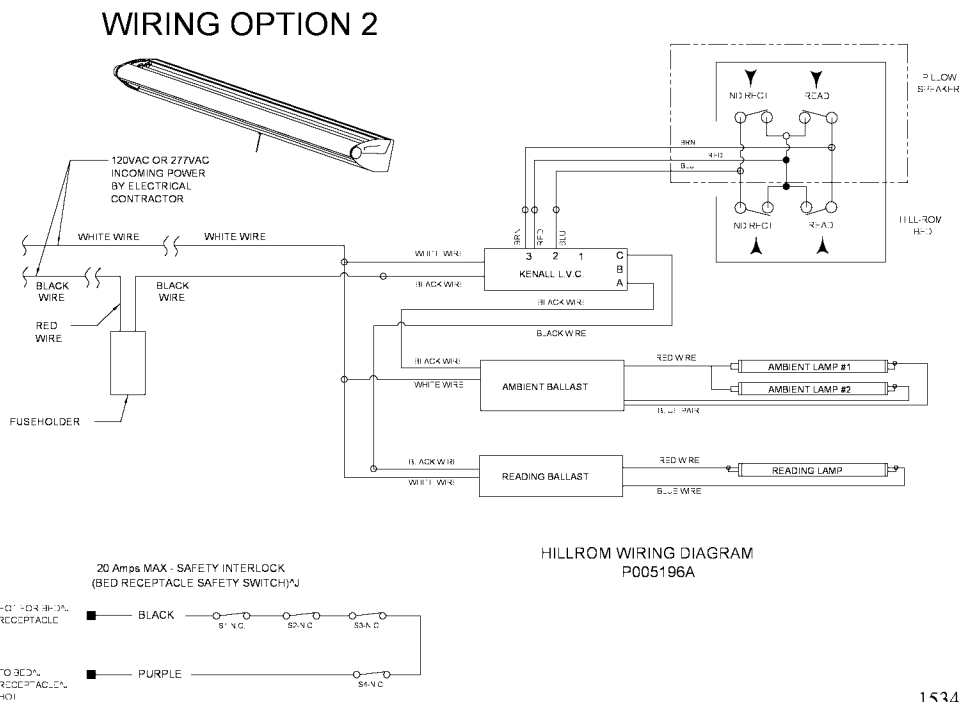


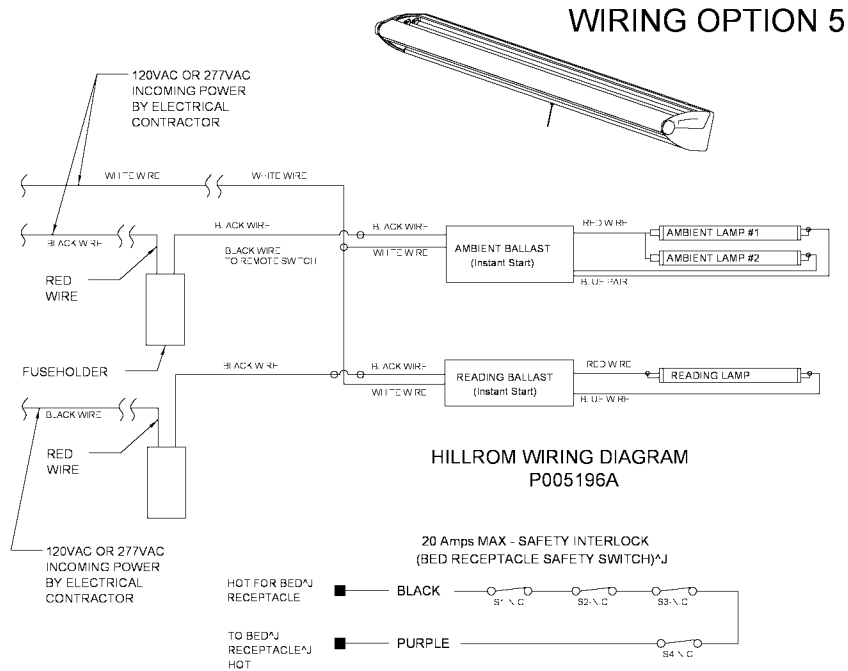
Figure 2. Integris® Light Electric Power Connection Wiring Diagram—Option 2



Integris® Light (P005196)

TECHNICAL DATA SHEET

Figure 5. Integris® Light Electric Power Connection Wiring Diagram—Option 5



153431_1_005

Integris® Light (P005196)

TECHNICAL DATA SHEET

NOTES:

Integris® Light (P005196)

TECHNICAL DATA SHEET

The logo for Hill-Rom, featuring the brand name in a white, sans-serif font inside a black, rounded rectangular background.

1069 STATE ROUTE 46 E
BATESVILLE, IN 47006-9167 USA
Customer Service: 800-445-3730
Technical Support: 800-445-3720
Canada: 800-267-2337
International: Contact your distributor.
www.hill-rom.com

CSA® is a registered trademark of Canadian Standards Association, Inc.

Hill-Rom® is a registered trademark of Hill-Rom Services, Inc.

Integris® is a registered trademark of Hill-Rom Services, Inc.

National Electrical Code® is a registered trademark of National Fire Protection Association, Inc.

National Fire Protection Association® is a registered trademark of National Fire Protection Association, Inc.

NEC® is a registered trademark of National Fire Protection Association, Inc.

Hill-Rom Services, Inc. (Hill-Rom) reserves the right to make changes without notice in design, specifications, and models. The only warranty Hill-Rom makes is the express written warranty extended on the sale or rental of its products.

© 2008 by Hill-Rom Services, Inc. ALL RIGHTS RESERVED.

No part of this text shall be reproduced without written permission from Hill-Rom Services, Inc.