

Overbed Light (P005190)

TECHNICAL DATA SHEET

Purpose

The Overbed Light (P005190) supplies the patient with an ambient room light, a light to read by, and task illumination for the caregivers.

Standards

As manufactured, the Overbed Light is compliant with the codes and standards as listed below.

For USA installations:

- National Fire Protection Association®¹
NFPA 99: *Standard For Health Care Facilities*
- NFPA 70: *National Electrical Code*® (NEC®)
- Part-18 in Title-47 of the *US Code of Federal Regulations* (47CFR-18)
- ANSI/UL-1598: *Luminaires*

For Canadian installations:

- Canadian Standards Association (CSA®)²
Parts - 1 and 2 of the *Canadian Electrical Code* (CSA 22.1 and CSA C22.2) and CSA C22.2 No. 250.0: *Luminaires*

General Description and Responsibilities

- The Overbed Light is a one-piece fixture with three or four lamps for task illumination, one or two lamps for ambient illumination, and one lamp to read by. A wall switch controls the lights.
- This Hill-Rom ceiling light is cULus-listed (IEVV for USA installations and IEVV7 for Canadian installations) under UL-File No: E318785.
- The Overbed Light is a prefabricated and factory wired fluorescent light fixture that is mounted and recessed into the ceiling structure of a

general care area. The light must be installed and positioned a minimum of 90" (229 cm) above the finished floor.

- The installation contractor is to install the light fixture and connect facility service wiring in accordance with Hill-Rom's *Overbed Light (P005190) and (P005191) to Wall Box—Installation Instructions* (151219), and all national, local, and state or provincial building codes, and electrical codes.
- The lamps are not supplied with the light fixture.

Light Accessories

Night Light—A Night Light is available as an optional accessory for the Overbed Light. The Night Light is available in 5, 7, or 9 watt configurations.

LED Night—A LED Night Light is available as an optional accessory for the Overbed Light.

Chart Light—A 20 watt, 12 V AC Chart Light is available as an optional accessory for the Overbed Light.

Manufacturer Qualifications

- Shipment is the responsibility of Hill-Rom.
- The Overbed Light is shipped in a corrugated carton and is skid-wrapped.
- The Overbed Light configuration options are established at the time the order is accepted.

Design Requirements

- The fixture is encased in 20-gauge CRS, one-piece seam welded construction.
- The flange and grid is 20-gauge CRS standard four-piece construction that is spot-welded to the encasement.
- The corners are mitered and spot-welded.
- The encasement is finished in a white urethane TGIC polyester and is processed through a 5-step pre-treated procedure.

1. National Fire Protection Association®, National Electrical Code®, and NEC® are registered trademarks of National Fire Protection Association, Inc.

2. CSA® is a registered trademark of Canadian Standards Association, Inc.

Overbed Light (P005190)

TECHNICAL DATA SHEET

- The task compartment is covered by a white plastic 0.5" (12.7 mm) x 0.5" (12.7 mm) slide louver.
- A clear lamp shield is used to attach the louver to the light.
- A vented pearlescent acrylic steel diffuser covers the ambient compartment lamps.
- A clear lamp shield protects the lamp compartment.

Lamp Requirements

- The Overbed Light requires seven type F55TT (BIAX) (55 watt rapid start) lamps for a fully featured light. Less bulbs may be required. This is dependent on the options ordered.
- The Overbed Light Chart Light option requires a MR16 lamp.
- The lamps are not supplied with the light.
- The lamp requirements do not include the night light.

Performance Requirements

The values listed in this section are in footcandles, as measured on the bed surface with the light fixture mounted in a 102" (259 cm) ceiling and with the bed in the low position.

- **READ LIGHT ONLY**
47" (119 cm) above finished floor (AFF) @ 45°
Foot: 0 Seat: 0 Head: 27
- **READ PLUS AMBIENT AND TASK LIGHTS**
30" (76 cm) AFF
Foot: 117 Seat: 135 Head: 114
- **TASK LIGHT ONLY**
30" (76 cm) AFF
Foot: 75 Seat: 84 Head: 66
- **AMBIENT LIGHT ONLY**
30" (76 cm) AFF
Foot: 21 Seat: 34 Head: 35

Components per Light

- One Model P005190 Overbed Light

Electrical System

- 18 AWG wire is the minimum wire dimension used in the Overbed Light circuitry.
- The ballast is Class P, rapid start, sound rated A, high power factor in the specified voltage. All ballast are 47CFR-18 compliant.

Installation and Maintenance

- The Overbed Light is designed to be mounted in 1" (2.54 cm) wide, 24" (61 cm) x 48" (122 cm) T-grid ceiling tracks.
- All hardware and wire required to mount the light is supplied by the contractor.
- The light must be installed and positioned a minimum of 90" (229 cm) AFF and in accordance with Hill-Rom's *Overbed Light (P005190) and (P005191) to Wall Box—Installation Instructions* (151219), and all national, local, and state or provincial building codes, and electrical codes.
- Supply connections are to be made to one circuit.

Service

A list of service parts for the Overbed Light is available in Hill-Rom's *Recessed Mounted Luminaires Service Manual* (154190).

Submittals

- The light will not be assembled until all approvals are received.
- Hill-Rom will supply physical samples only if specifically asked, and the cost to do so is negotiated.

Warranty

Hill-Rom warrants all materials and workmanship to be of the quality, quantity, and character specified or shown. Defects because of the use of incorrect workmanship or material, found or made known to Hill-Rom within one (1) year of delivery, will be made good by Hill-Rom at no added expense to the owner.

Overbed Light (P005190)

TECHNICAL DATA SHEET

Order Data

Order part number P005190 for the Overbed Light.

Dimensions

Table 1. Dimensions

Dimension	Value
Length	47" (119 cm)
Width	23" (58 cm)
Depth	5.8" (14.7 cm)
Weight	67 lb (30 kg)—with lamps
	65 lb (29 kg)—without lamps

Electric Power Connection Options

Electric power is connected to the Overbed Light in one of the four electric power connection wiring diagram options that follow:

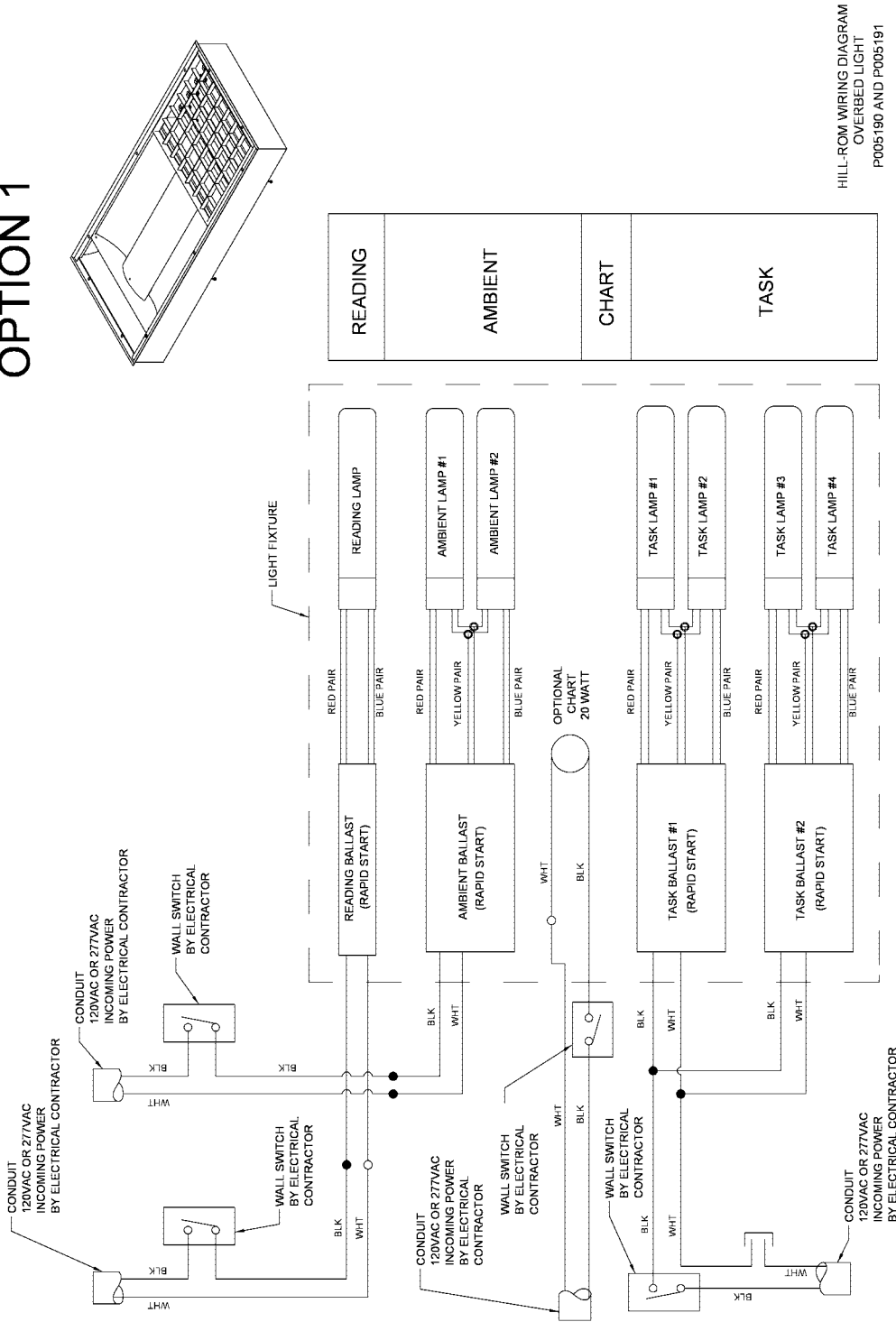
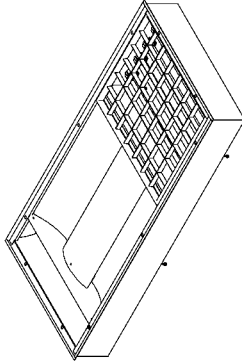
- Option 1—one wall switch (see figure 1 on page 4)
- Option 2—two wall switches (see figure 2 on page 5)
- Option 3—one wall switch with the low-voltage controller (see figure 3 on page 6)
- Option 4—two wall switches with the low-voltage controller (see figure 4 on page 7)

Overbed Light (P005190)

TECHNICAL DATA SHEET

Figure 1. Overbed Light Electric Power Connection Wiring Diagram—Option 1

OPTION 1



HILL-ROM WIRING DIAGRAM
OVERBED LIGHT
P005190 AND P005191

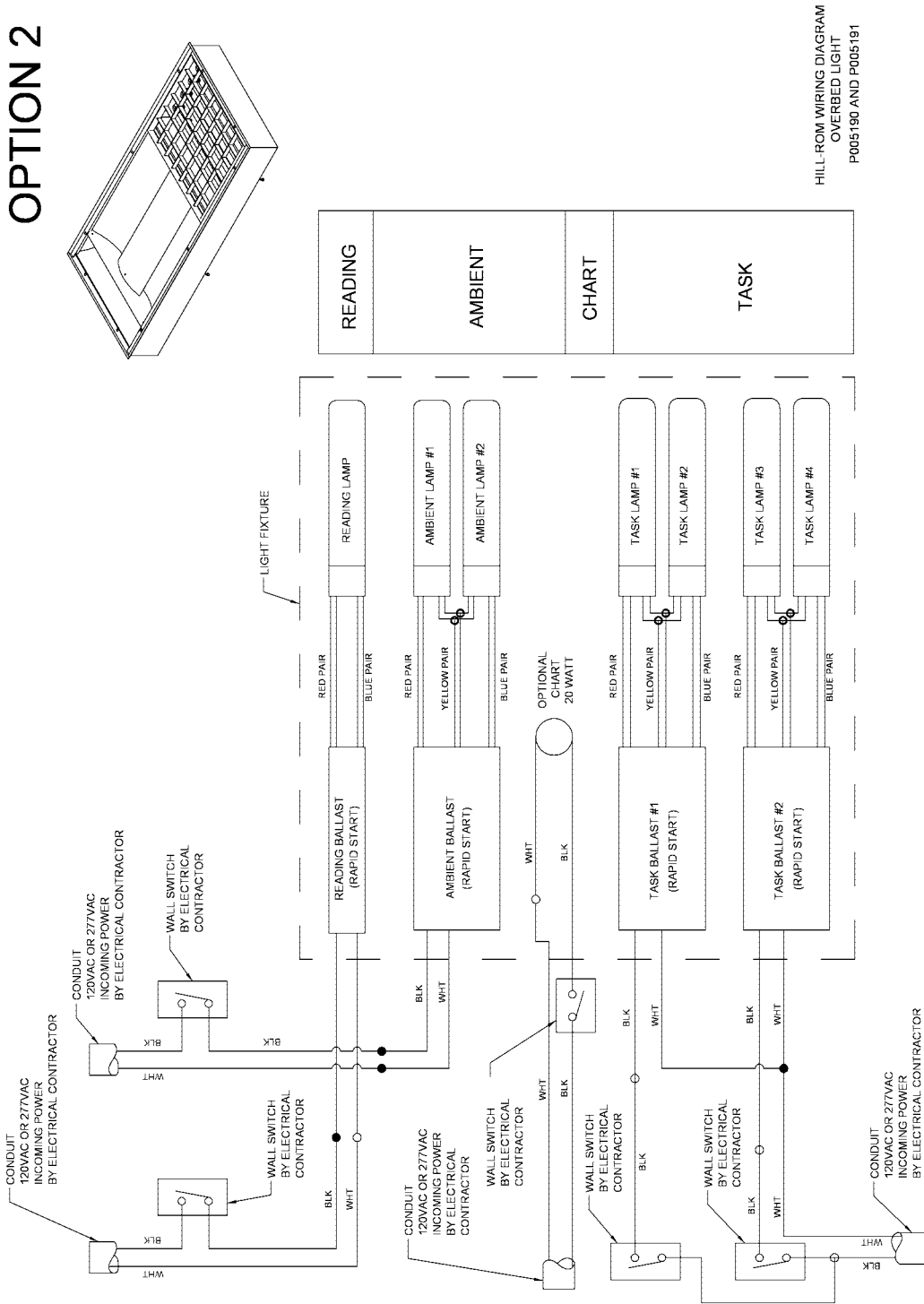
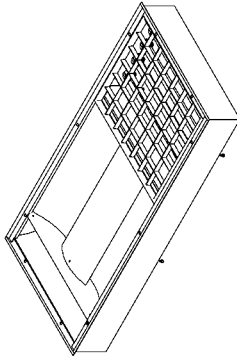
152726_1_001

Overbed Light (P005190)

TECHNICAL DATA SHEET

Figure 2. Overbed Light Electric Power Connection Wiring Diagram—Option 2

OPTION 2



HILL-ROM WIRING DIAGRAM
OVERBED LIGHT
P005190 AND P005191

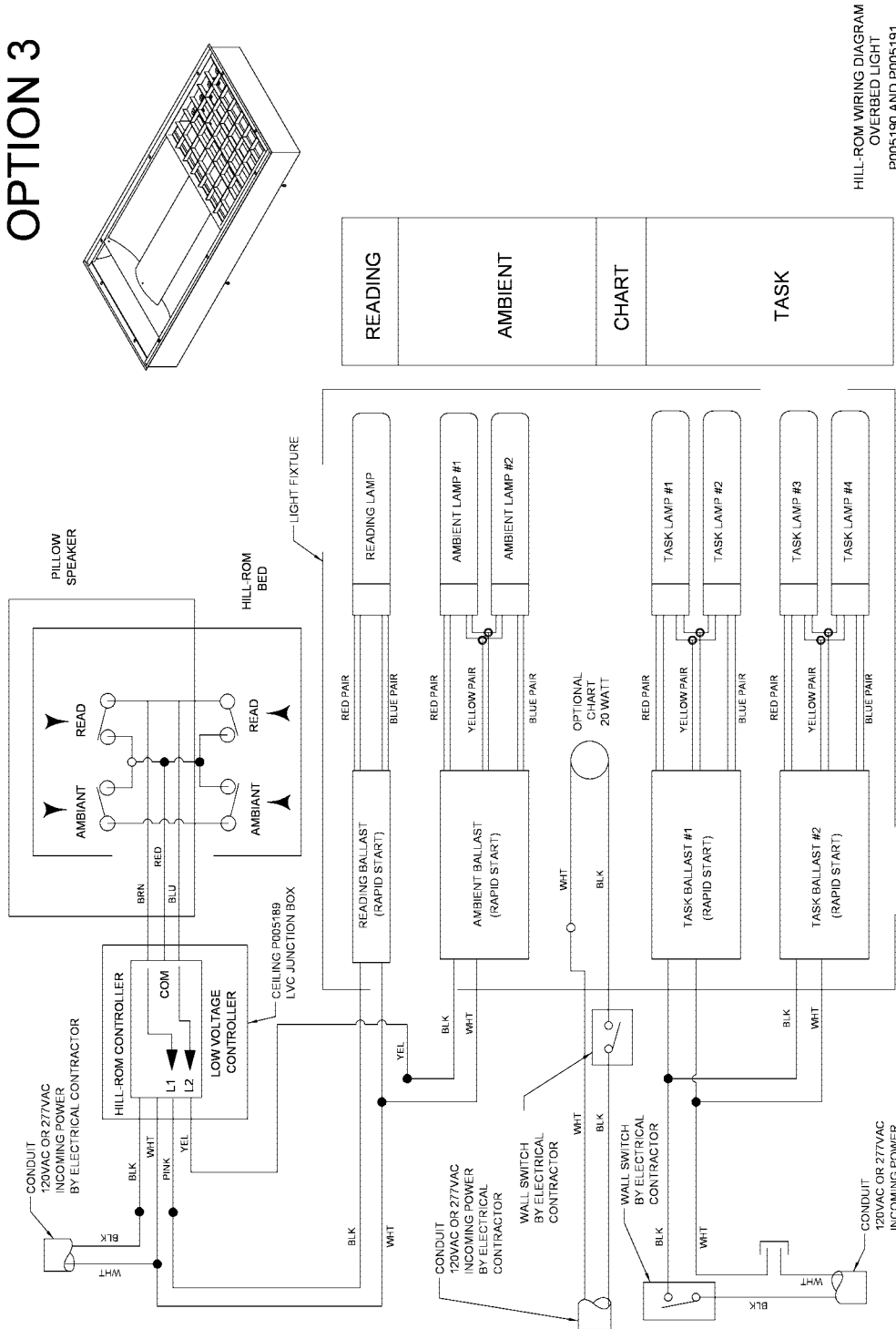
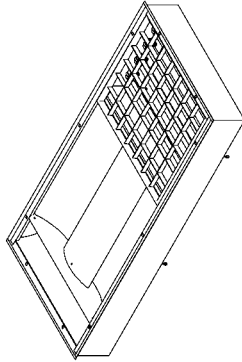
152726_1_002

Overbed Light (P005190)

TECHNICAL DATA SHEET

Figure 3. Overbed Light Electric Power Connection Wiring Diagram—Option 3

OPTION 3



HILL-ROM WIRING DIAGRAM
OVERBED LIGHT
P005190 AND P005191

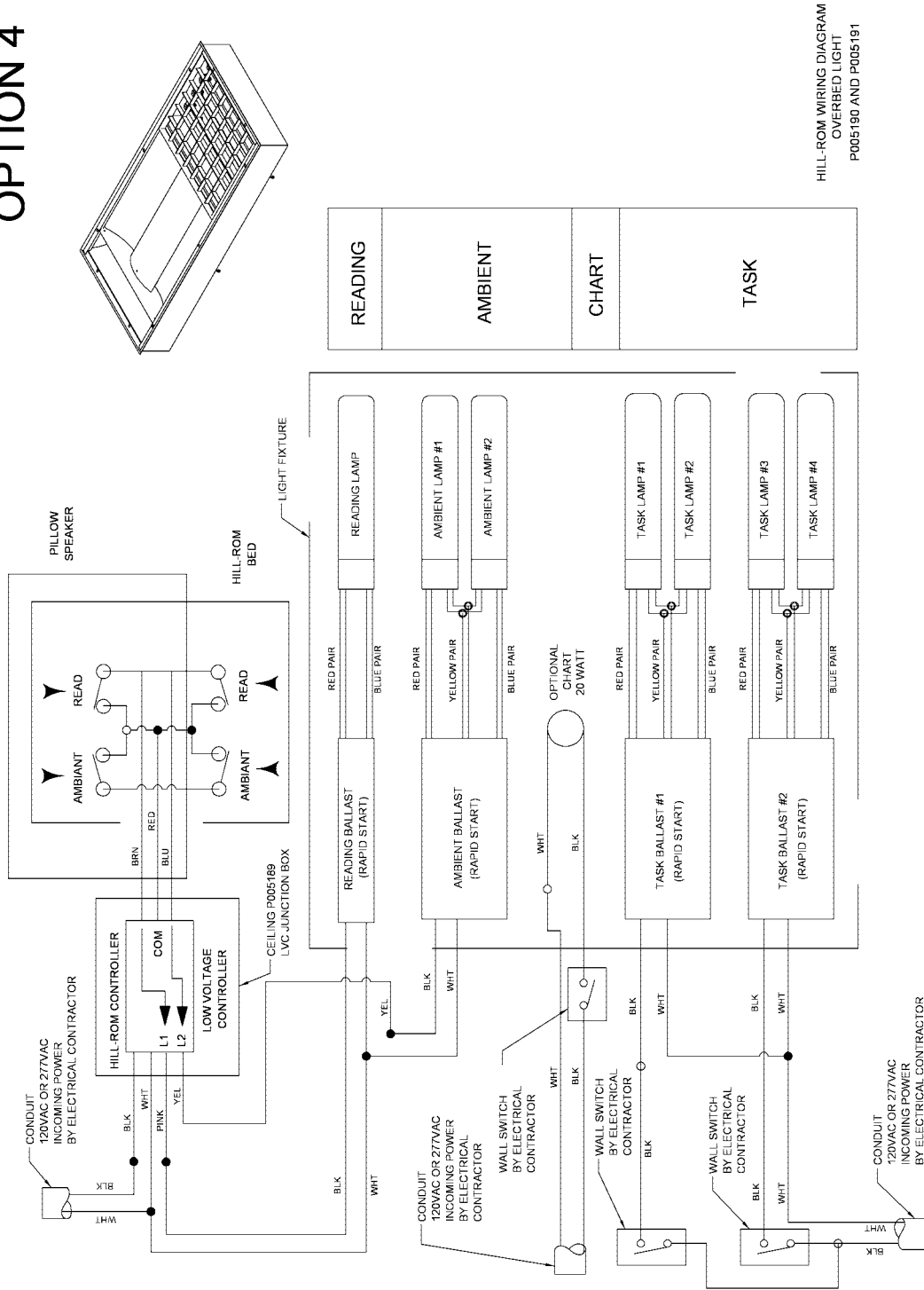
152726_1_003

Overbed Light (P005190)

TECHNICAL DATA SHEET

Figure 4. Overbed Light Electric Power Connection Wiring Diagram—Option 4

OPTION 4



HILL-ROM WIRING DIAGRAM
OVERBED LIGHT
P005190 AND P005191

152726_1_004

Overbed Light (P005190)

TECHNICAL DATA SHEET

The logo for Hill-Rom, featuring the company name in a bold, white, sans-serif font inside a black rounded rectangular background.

1069 STATE ROUTE 46 E
BATESVILLE, IN 47006-9167 USA
Customer Service: 800-445-3730
Technical Support: 800-445-3720
Canada: 800-267-2337
International: Contact your distributor.
www.hill-rom.com

CSA® is a registered trademark of Canadian Standards Association, Inc.

Hill-Rom® is a registered trademark of Hill-Rom Services, Inc.

National Electrical Code® is a registered trademark of National Fire Protection Association, Inc.

National Fire Protection Association® is a registered trademark of National Fire Protection Association, Inc.

NEC® is a registered trademark of National Fire Protection Association, Inc.

Hill-Rom Services, Inc. (Hill-Rom) reserves the right to make changes without notice in design, specifications, and models. The only warranty Hill-Rom makes is the express written warranty extended on the sale or rental of its products.

© 2008 by Hill-Rom Services, Inc. ALL RIGHTS RESERVED.

No part of this text shall be reproduced without written permission from Hill-Rom Services, Inc.