

Hill-Rom® Classic Recliner Chairs

Bentwood and Straight Leg



The Recliner Chair is designed for comfort, stability and efficiency.

At a glance

- Three specific chair positions
- Easy grip armrests stabilize chair during entry and exit
- Front locking casters keep chair stationary during entry and egress
- Easy to replace cushions for convenient cleaning and servicing
- Open seat/back design for comfortable seating and cleaning
- Food tray available as an accessory
- Accessory bracket for IV pole or O₂ tank holder
- Padded back wall saver design

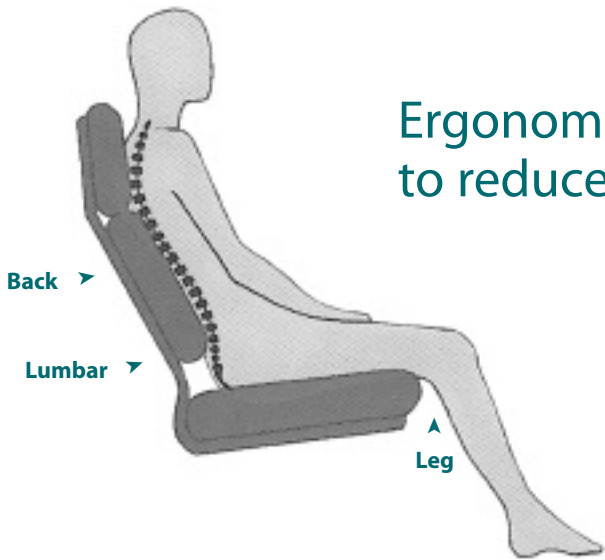


Hill-Rom

Enhancing Outcomes for Patients and Their Caregivers.™

Hill-Rom® Classic Recliner Chairs

Bentwood and Straight Leg




Ergonomic design helps to reduce seating discomfort.

Specifications:

- Overall Height 46" / 117 cm
- Overall Width 29" / 74 cm
- Overall Depth 33" / 84 cm
- Shipping Weight 94 lbs / 43 kg
- Seat Height 19" / 48 cm
- Seat Width 24" / 61 cm
- Seat Depth 18" / 46 cm
- Arm Height 25" / 64 cm
- Floor Print 29" W x 33" D
(74 cm x 84 cm)
- Extended 29" W x 59" D
(74 cm x 150 cm)
- Maximum Weight Capacity 300 lbs.

Finish Options



Natural Maple 31



Wild Cherry T9




Honey Maple HM



Colonial Cherry CC



Light Oak1 R3



Dark Cherry H4



Medium Oak1 82



Montana Walnut MW

Hill-Rom reserves the right to make changes without notice in design, specifications and models. The only warranty Hill-Rom makes is the express written warranty extended on the sale or rental of its products.

© 2007 Hill-Rom Services, Inc ALL RIGHTS RESERVED.

